



Missoula County Neighborhood Watch Newsletter



Volume 2Q2022

Contents

PG. 2

Trailer Theft on the Rise!

PG. 3

**Preventative Measures to
deter Trailer Theft**

PG. 4

**At War with the Fraud
Industry – Learn how to
Fight Back**


PG. 5

**Phone Safety – When to
Hang Up!**

**Missoula Neighborhood Watch:
*Looking out for each other!***

Missoula Neighborhood Watch focuses on 1) observation and reporting of suspicious activity and 2) training citizens in ways to make their homes and neighborhoods safer.

**MISSOULA
NEIGHBORHOOD
WATCH**



WE LOOK OUT FOR EACH OTHER

Reach out to Missoula Neighborhood Watch for more information.

Email:

missoulaneighborhoodwatch@gmail.com

Facebook: <http://bit.ly/MissoulaNW> or search “Missoula Neighborhood Watch”

USPS mail:

MNW, P.O. Box 1334, Lolo, MT 59847



Preventing Trailer Theft

Whether it's a horse trailer, cargo trailer, stock trailer, boat trailer, ATV/UTV/snowmobile trailer or a live-in camper- it's one of the most common targets for theft. These high-value items are usually easier to steal than trucks with alarms or well-guarded personal property. There has been a large increase in these kinds of thefts in Missoula County.

Keep up-to-date photos of your trailer and any equipment you store inside. While this practice won't deter theft, it will make the process of filing a police report, a claim against your insurance policy, and/or recovering stolen goods much easier.

By taking a few measures, you can maximize your odds of finding your trailer right where you left it. A short list of ways to safeguard such valuable assets can be found on the next page.

“Bottom line is that nothing will keep anything from being stolen, but the more inconvenient that something is to take, the more likely it is to be there when you get back.” ~Unknown

The above was provided by Public Information Officer Jeannette Smith, Missoula Sheriff's Office.



Preventing Trailer Theft – Preventative Measures

Preventative Measures against Trailer Theft

- 1. A good hitch lock works well to prevent theft. If potential thieves are looking for a target, often the presence of a hitch lock alone is enough deterrence.**
- 2. Wheel locks are a less popular method to prevent trailer theft. A wheel lock is a solid metal device that clips onto tires of your trailer or camper and prevents the wheel from being able to turn or roll.**
- 3. Chaining up your trailer can effectively prevent theft. A good chain, lock, and sturdy pole can do the trick.**
- 4. Using trailer decals or a custom paint job can be used as a theft deterrent. Thieves tend to steal generic items that witnesses won't recall.**
- 5. If possible, park in an well lit or crowded area where the process of forcibly removing anti-theft equipment like hitch locks would be noticed and interrupted.**

The above was provided by Public Information Officer
Jeannette Smith, Missoula Sheriff's Office.



At War with the Fraud Industry – Learn how to fight Back!

- **Set up your digital accounts to require multifactor authentication**
- **Freeze your credit at the three major credit bureaus**
- **Do not save credit card numbers online with merchants or credit card providers**
- **Activate biometric locks such as facial recognition or fingerprints on your mobil device to safeguard data if the device is lost or stolen**
- **Use antivirus software and perform recommended cybersecurity updates on your devices**
- **Because your phone number is increasingly being used to identify you, remove it from as many online accounts as possible. You might need to use your number to open some accounts, but go back and remove it later.**



Phone Safety – When to **Hang Up!**

Hang Up! when you receive phone calls with the following scenarios:

1. ...if you hear any request for you Medicare Number.
2. ...when anyone you do not know asks for remote access to your phone.
3. ...on any call you believe is coming in as a computerized robocall.
4. ...if you are asked to provide money or reveal banking information to protect a grandchild or other family member. Reach out to your grandchild or other family member to check out the situation.
5. ...when asked for info to access your bank or other private accounts remotely.
6. ...when threatened over the phone, especially by a robocall.
7. ...when any government official says you need to pay money over the phone or asks for personal information.
8. ...if someone wants you to pay with gift cards.

Scenarios 1-7 were taken from “Hear these Words? Hang up!”, AARP Bulletin, June 2022, page 34.